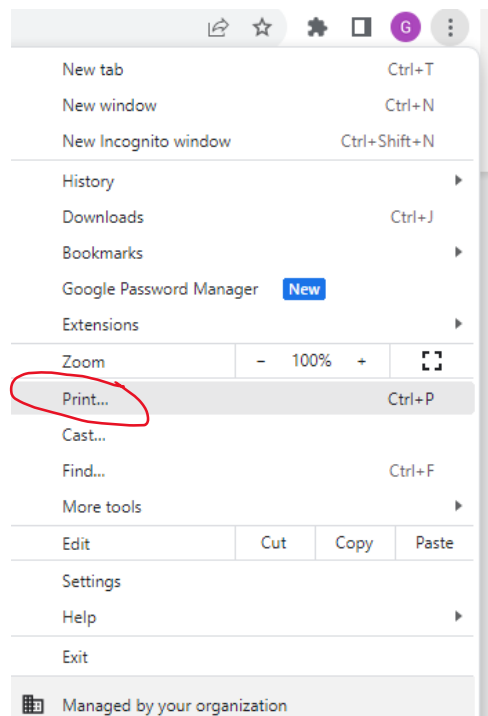
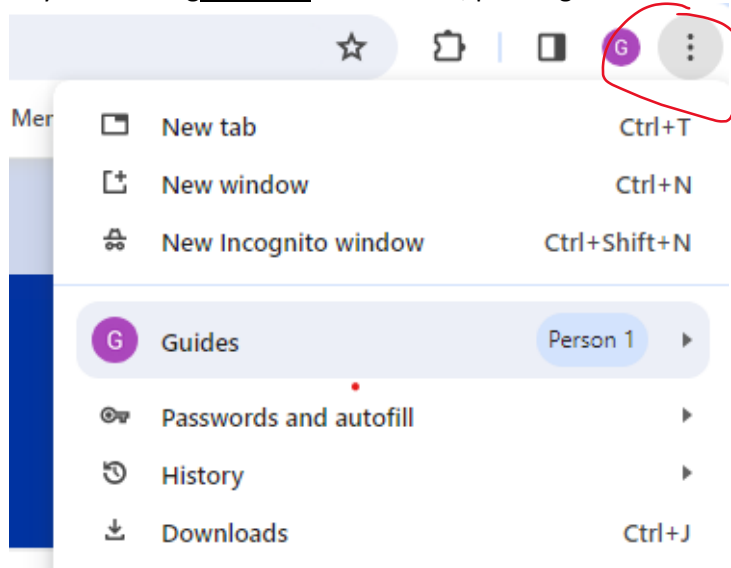
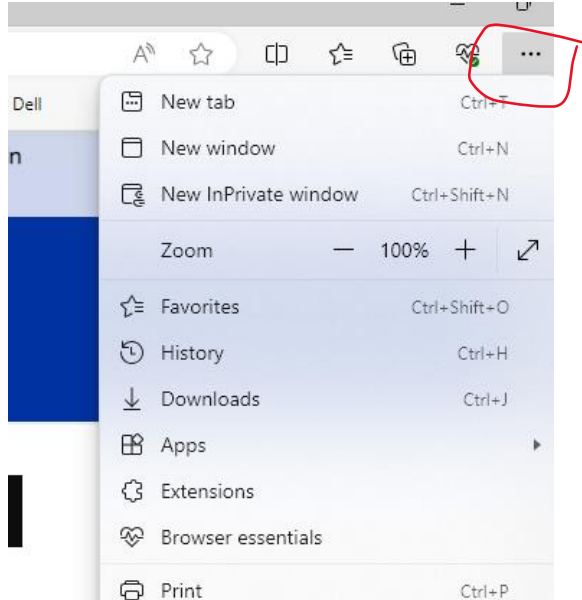


How to print off the GGQ calendar

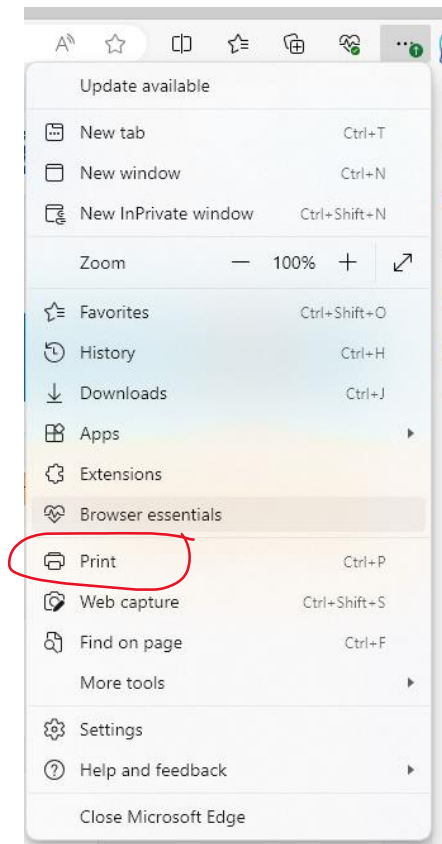
- This can only be printed off per month and not per term.
- If you are using **Chrome** as a browser, please go to the 3 dots as below to print.



- If you are using **Edge** as a browser please go to the 3 dots as below.



- Then go to print



- Save the calendar as a PDF for printing
- To change the scale to ensure it fits on the page please click on **More Settings** as below
- Reduce the scale to ensure it fits on a page

Print (?)

Total: 2 pages

Printer

Save as PDF

Layout

Portrait

Landscape

Pages

All

Odd pages only

Even pages only

e.g. 1-5, 8, 11-13

[More settings](#) ▾

Print using system dialog... (Ctrl+Shift+P)

[Fewer settings](#) ^

Paper size

A4

Scale (%)

80

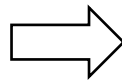
Pages per sheet

1

Margins

Default

Options





Keyword search State Office

Event calendar

Today: Oct, 2023 Day Week Monthly Gridview

1 Oct	Sun	2	Mon	3	Tue	4	Wed	5	Thu	6	Fri	7	Sat
	Songlin Surf n Surf									Region Manager's Conference October 2023		Annual State Dinner	
8													
			Region Manager's Conference October 2023				Wellbeing Workshop - Online						
15													
			Risk Assessment Training		SharePoint & Outlook Onlin...			Property Drop In Session Onl...					
22													
			Leader Qualification Training		Board Flexible Chat			Queen's Guide Award Admin...				First Aid Training - Guide Ho...	First Aid Training
29													
							1 Nov	2	3			4	

Licensed to Girl Guides Queensland

Print 1 page

Destination Save as PDF

Pages All

Layout Landscape

More settings ^

Paper size A4

Pages per sheet 1

Margins Minimum

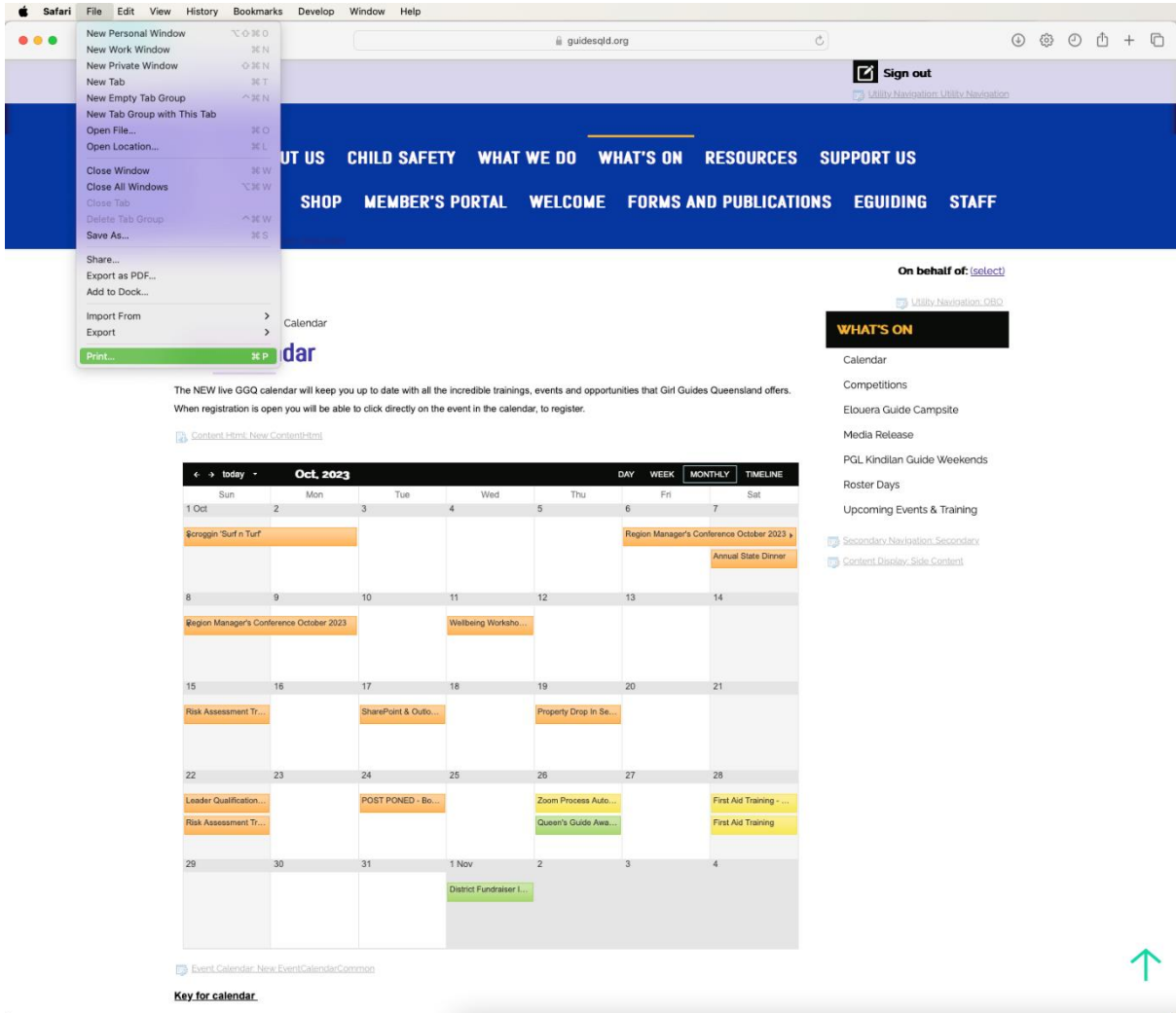
Scale Custom

80

Options Headers and footers
 Background graphics

Save Cancel

- If you are using **Safari**, go to file and Print as below



The screenshot shows a Safari browser window with the 'File' menu open. The 'Print...' option is highlighted in green. The background shows the Girl Guides Queensland website with a navigation menu and a calendar for October 2023.

Navigation Menu: ABOUT US, CHILD SAFETY, WHAT WE DO, WHAT'S ON, RESOURCES, SUPPORT US, SHOP, MEMBER'S PORTAL, WELCOME, FORMS AND PUBLICATIONS, EGUIDING, STAFF

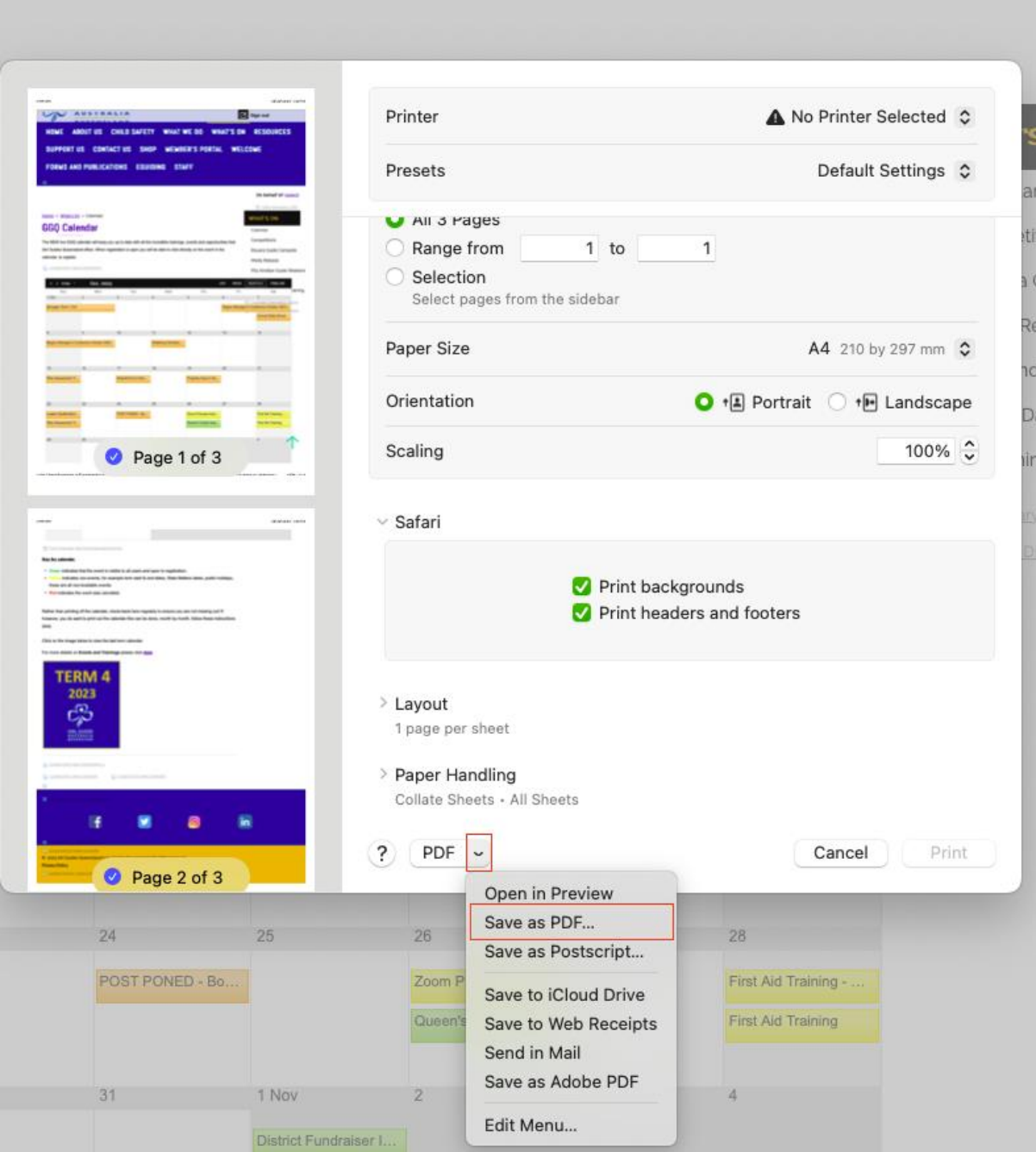
Calendar (Oct. 2023):

DAY	WEEK	MONTHLY	TIMELINE
1 Oct	2	3	4
5	6	7	8
9	10	11	12
13	14	15	16
17	18	19	20
21	22	23	24
25	26	27	28
29	30	31	1 Nov

WHAT'S ON: Calendar, Competitions, Elouera Guide Campsite, Media Release, PGL Kindilan Guide Weekends, Roster Days, Upcoming Events & Training

Key for calendar:

- Save as a PDF and print



The screenshot shows a web browser window with a calendar application. The calendar is displayed in a grid format, with the current page showing 'Page 1 of 3' and 'Page 2 of 3'. A print dialog box is open over the calendar, showing various settings for printing. The dialog box includes a printer selection area (currently showing 'No Printer Selected'), a presets section (set to 'Default Settings'), and a range selection section (set to 'All 3 Pages'). The paper size is set to 'A4 210 by 297 mm', the orientation is 'Portrait', and the scaling is '100%'. The dialog box also includes a 'Safari' section with options for 'Print backgrounds' and 'Print headers and footers', both of which are checked. The 'Layout' section is set to '1 page per sheet', and the 'Paper Handling' section is set to 'Collate Sheets - All Sheets'. At the bottom of the dialog box, there is a 'PDF' dropdown menu, a 'Cancel' button, and a 'Print' button. A context menu is open over the 'PDF' dropdown menu, showing options such as 'Open in Preview', 'Save as PDF...', 'Save as Postscript...', 'Save to iCloud Drive', 'Save to Web Receipts', 'Send in Mail', 'Save as Adobe PDF', and 'Edit Menu...'. The 'Save as PDF...' option is highlighted with a red box.